



# Impact of CF on Siblings “Hear Their Voices”

**Shifra Kurz MSW**

**CF Center  
Hadassah Medical Center  
Mount Scopus Jerusalem**

# Conferences in 2015

**July:**

**The International Conference on  
Disabilities**

**Key note address**

**“That Stupid thing Called Love”  
Siblinghood, Disability and Love**

**November:**

**The Israeli Association for Couples and  
Family Therapy**


**“Family Therapy Returns to the Family”**

# Focus Groups

**Mother's Support Group**



**Meet the Siblings**



**Meet the Doctor**

**Meet the Mothers**



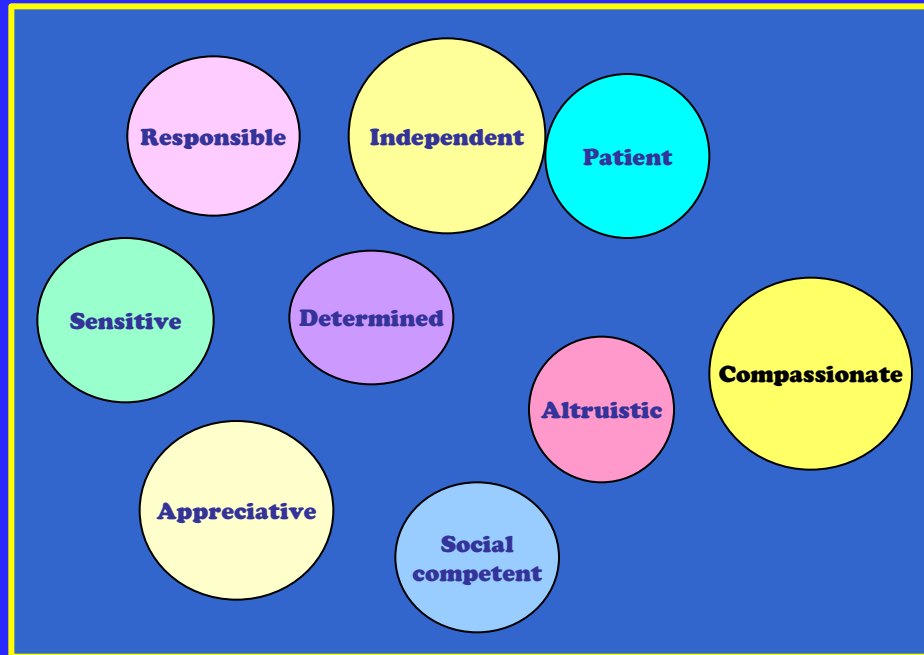
**Siblings revisited 2015**

# Sibling Relationships

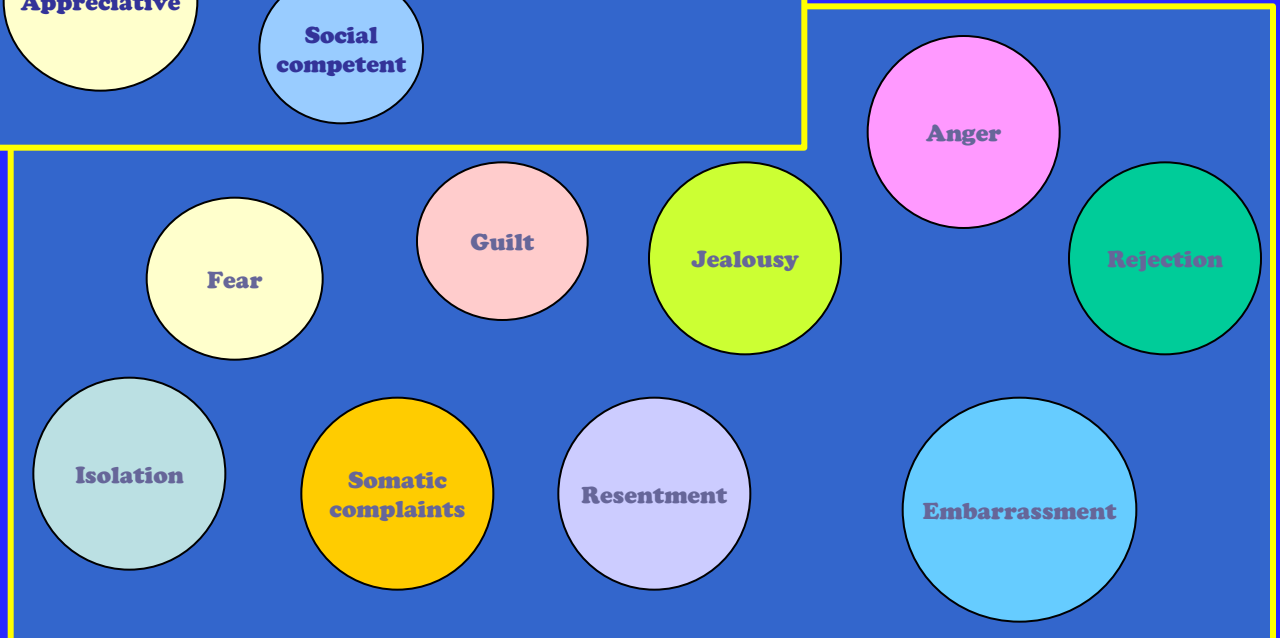
- ✓ Social and emotional
- ✓ Family formation
- ✓ Self-identity
- ✓ Intensive

# Sibling Reactions

## Positive



## Negative

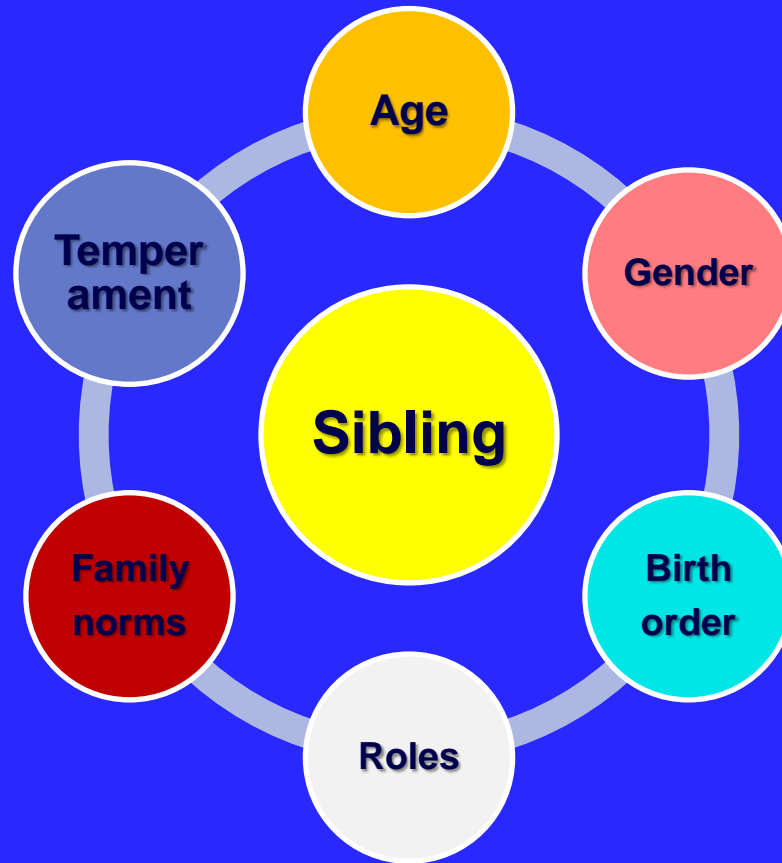


# Parent's Responsibility

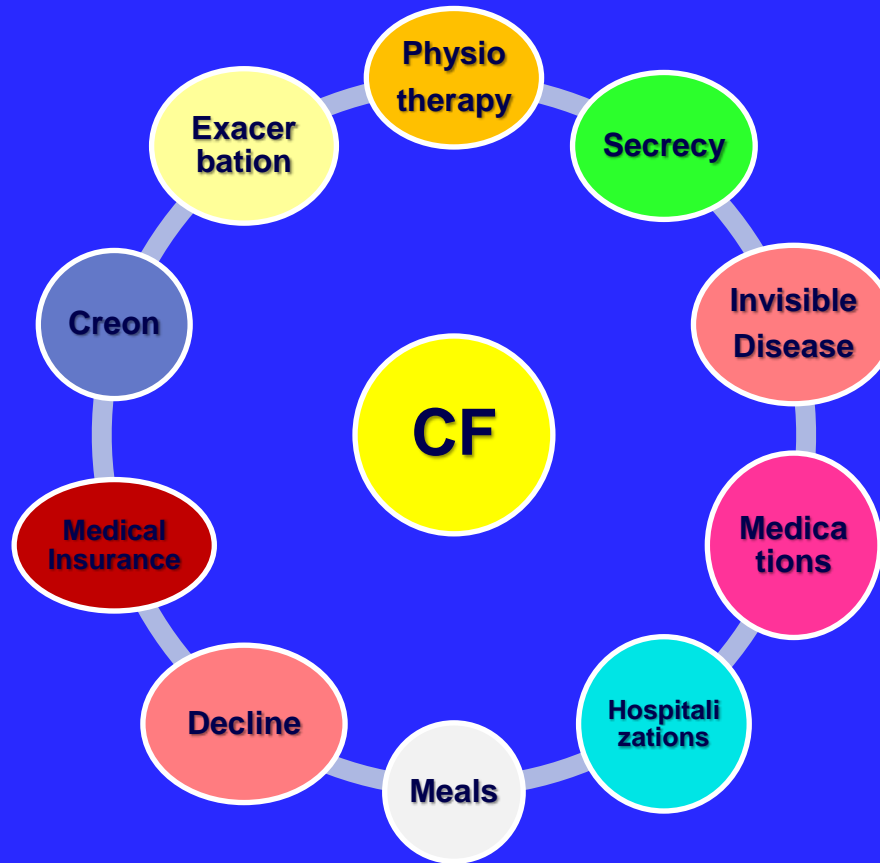
Siblings at risk

Parent's awareness

# Family (1)



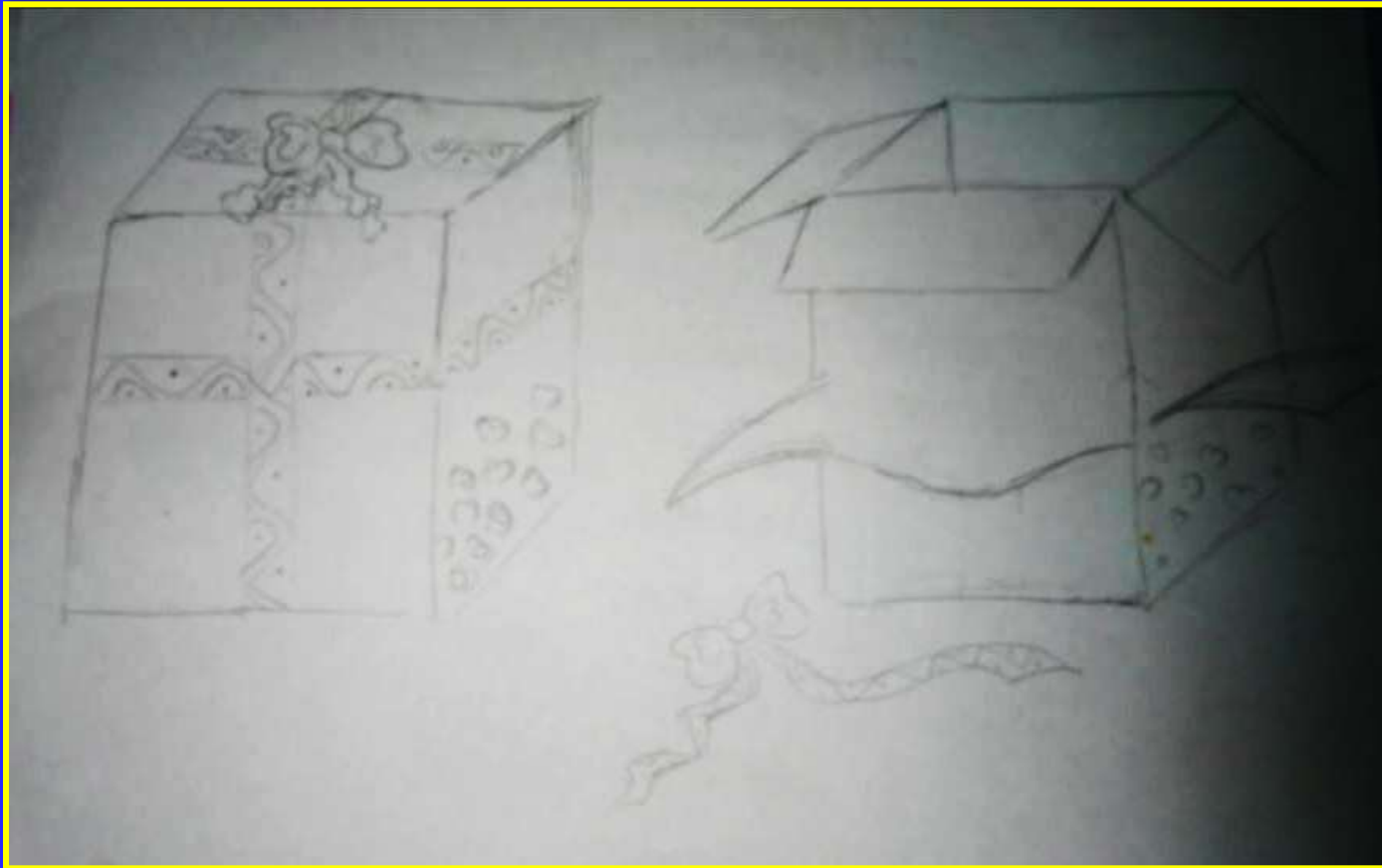
# Family (2)





# “No one can tell”

Drawing of 15 y old sibling



# **“Hear Their Voices”**

- **Acceptance**
- **Ordered feelings**
- **Support**
- **Different ways to grow up**
- **The Parent's role**

# Sibling Quotes

- “People don’t really know me. I want to scream out, You have no idea what I am coping with.”
- “My parents were not there for me during my engagement period.”
- “I am o.k., but my younger brother is showing signs of stress.”
- “I can recognize every kind of cough.”
- “I remember first realizing that not every family deals with the difficult challenges associated with meal time.”

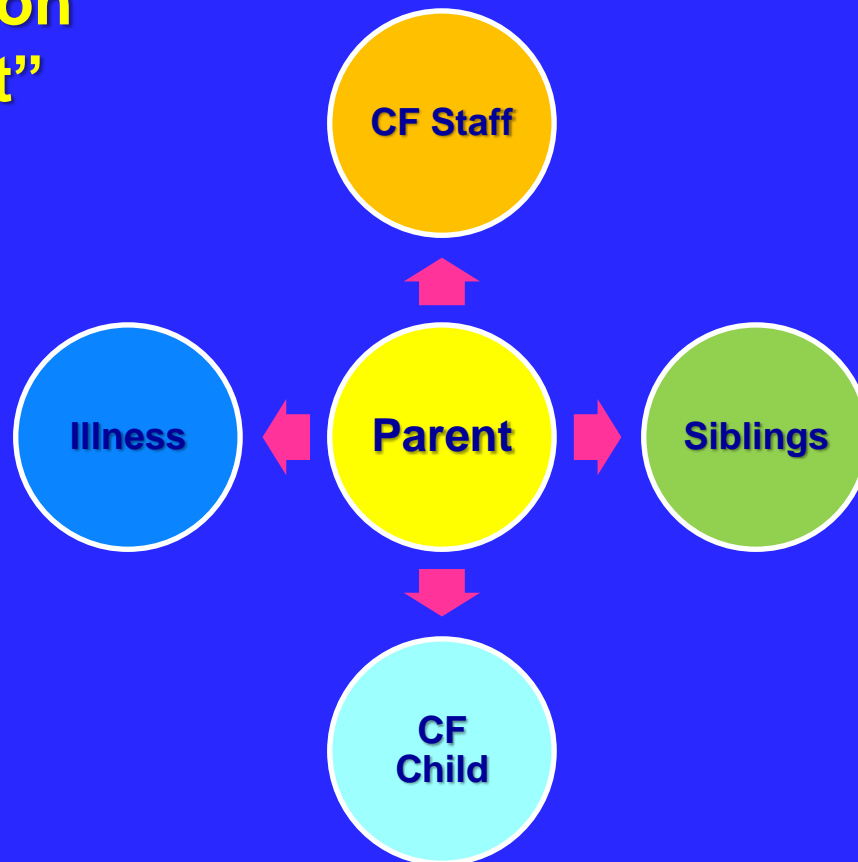
The image displays a collection of children's drawings on various pieces of paper, layered together. The drawings are simple, using stick figures and basic shapes to represent people and objects. Key scenes include:

- Top Left:** A drawing of three stick figures standing near a simple house with a chimney.
- Top Center:** A drawing of two stick figures, one appearing to be holding or interacting with the other.
- Top Right:** A drawing of a stick figure standing next to a house, with a crescent moon and stars in the sky.
- Middle Left:** A drawing of a stick figure running or jumping, with a small house in the background.
- Middle Center:** A drawing of two stick figures holding hands, with a large orange shape above them.
- Middle Right:** A drawing of a stick figure sitting on a bench, with a small house and a tree in the background.
- Bottom Left:** A drawing of a stick figure standing next to a house, with a small tree in the foreground.
- Bottom Center:** A drawing of a group of stick figures, some of whom are holding hands, with a large orange shape above them.
- Bottom Right:** A drawing of a stick figure standing next to a house, with a small tree in the foreground.

The drawings are set against a background of patterned paper, and the overall composition is a collage of these individual pieces.

# Strategies

- **Assessment**
- **Balance**
- **Communication**
- **“Can do spirit”**



# Tools - Rationale

- **Parental awareness**
- **Self-assessment**
- **Minimum investment of time**
- **Preventive measure**
- **Constant reminder**

# Tools - Applications

- Family drawings
- Discussion
- Strategies
- Handouts
- Follow-up



# Conclusion

**AWARENESS**  
**APPRECIATION**



**Thank you!**